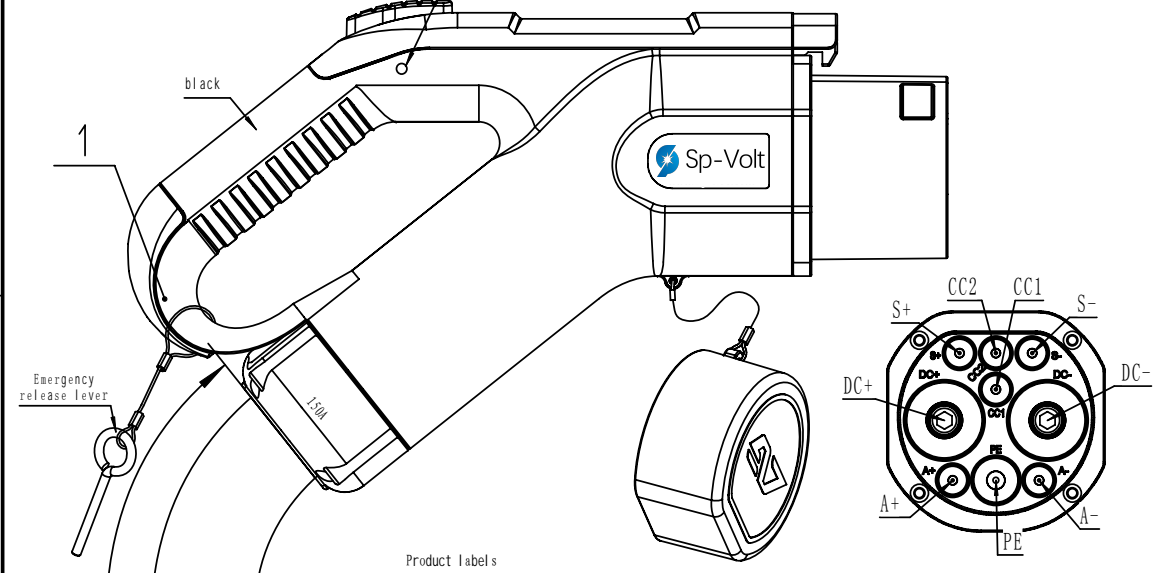


The name of the customer  
The client acknowledges that:  
5mTPU

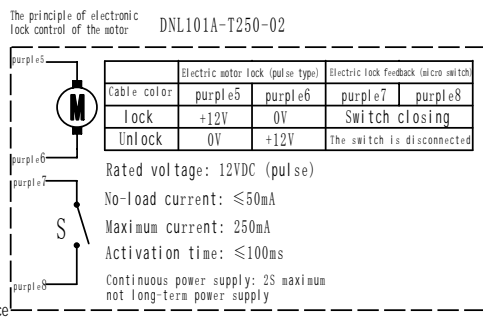


**Product labels**

**Sp-Volt**

Name: GB/T DC Plug  
Type: SP\_GBT-EV150P  
Max: 150A 1000V DC

- Main parameters:**
- Rated current: 150A
  - Rated voltage: 1000VDC
  - Insulation Resistance: >500MΩ (DC1000V) Contact
  - Resistance: 0.5mΩMax
  - Withstand voltage: 3000VAC1min
  - Flammability rating: UL94V-0
  - Plugging force: F<140N
  - Mechanical life: 10,000 times (no load)
  - Degree of protection: IP55 (in working condition)
  - Plastic parts: thermoplastics
  - Contact terminals: copper alloy, silver plated surface
  - Working environment temperature: -30° C~+50° C



**Temperature control method**

Temperature sensor PT1000

The resistance increases with increasing temperature

temperature	Corresponding resistance
0°C	1000.00 Ω
50°C	1193.96 Ω
100°C	1385.03 Ω

Temperature control position:  
outside of DC-terminal (T1~T1-)  
Temperature Control Position  
DC-outside of Terminal (T2~T2-)

Note: The temperature control is directly in contact with the outer wall of the terminal and the feedback is timely

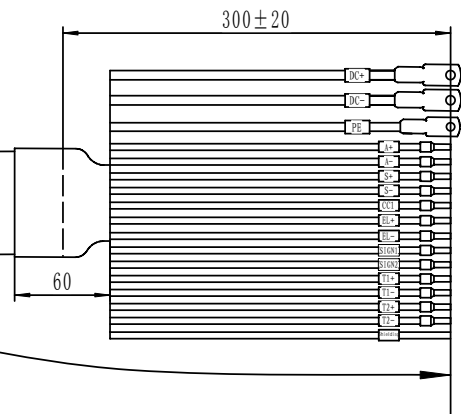
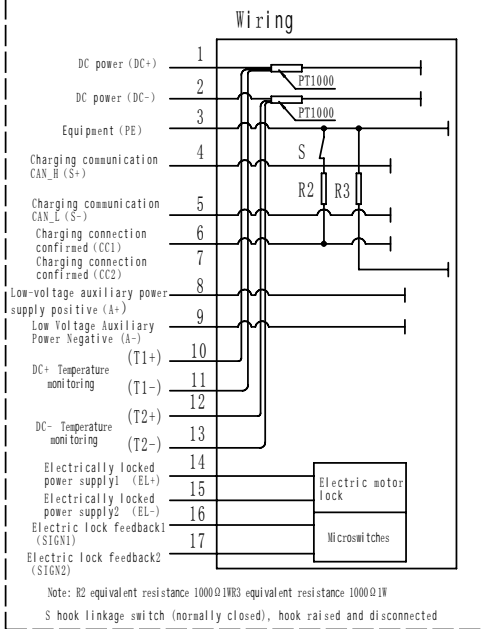
The charging plug is according to GB/T20234.3-2015 standard  
Charging cable 5000mm2×50+1×25+2×4+(4×0.75) (P2)+8×0.75 overall black cable

**Wiring specification color**

function	color	150A 1000V DC	Terminal
DC+ (1)	brown	50 mm <sup>2</sup>	JG50-8
DC- (2)	blue	50 mm <sup>2</sup>	JG50-8
PE (3)	Yellow-green	25 mm <sup>2</sup>	JG25-8
S+ (4)	White9	0.75 mm <sup>2</sup>	External stranding shield E7508(red)
S- (5)	White10	0.75 mm <sup>2</sup>	
CC1 (6)	White11	0.75 mm <sup>2</sup>	
A+ (8)	red	4 mm <sup>2</sup>	E4009(red)
A- (9)	black	4 mm <sup>2</sup>	E4009(red)
T1+ (10)	orange1	0.75 mm <sup>2</sup>	E7508(red)
T1- (11)	orange2	0.75 mm <sup>2</sup>	E7508(red)
T2+ (12)	orange3	0.75 mm <sup>2</sup>	E7508(red)
T2- (13)	orange4	0.75 mm <sup>2</sup>	E7508(red)
EL+ (14)	purple5	0.75 mm <sup>2</sup>	E7508(red)
EL- (15)	purple6	0.75 mm <sup>2</sup>	E7508(red)
SIGN1 (16)	purple7	0.75 mm <sup>2</sup>	E7508(red)
SIGN2 (17)	purple8	0.75 mm <sup>2</sup>	E7508(red)
Shielding (18)	Coat heat shrink tubing		

Note: The tail end of the harness is marked with polarity

Version number Ver	Change the notification number ECA	Change the marker MARK	description DESCRIPTION	DATE	APP	CHK



pos	DRAW NO.	DESIGNATION	AMOUNT	MATERIAL/SPECIFICATION	APPEARANCE/COLOUR	REMARKS
2		Charging cable	1	2 × 50+1 × 25+2 × 4+ (4 × 0.75) (P2)+8 × 0.75	black (TPU)	OLR32427-BK
1		DC charging plug	1	AG-GBDC3-C-P	black	

DWG. SYM S A PROJ. SYM

**SP VOLT EV CHARGING CABLE CO.,LTD**

**Datasheet**

DESIGNED	CHECK	STD CHECKED	NAME	National standard DC charging plug assembly
date	date	date	DRAW NO.	MIDA-GBT-EV150P A3 SCALE
CHECKED	PROCESS	APPROVED	PART NO.	SHEET OF
date	date	date		