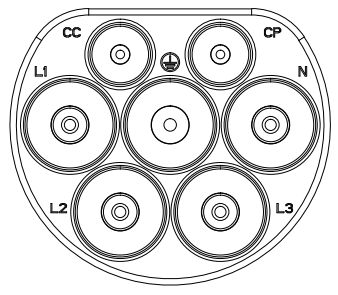
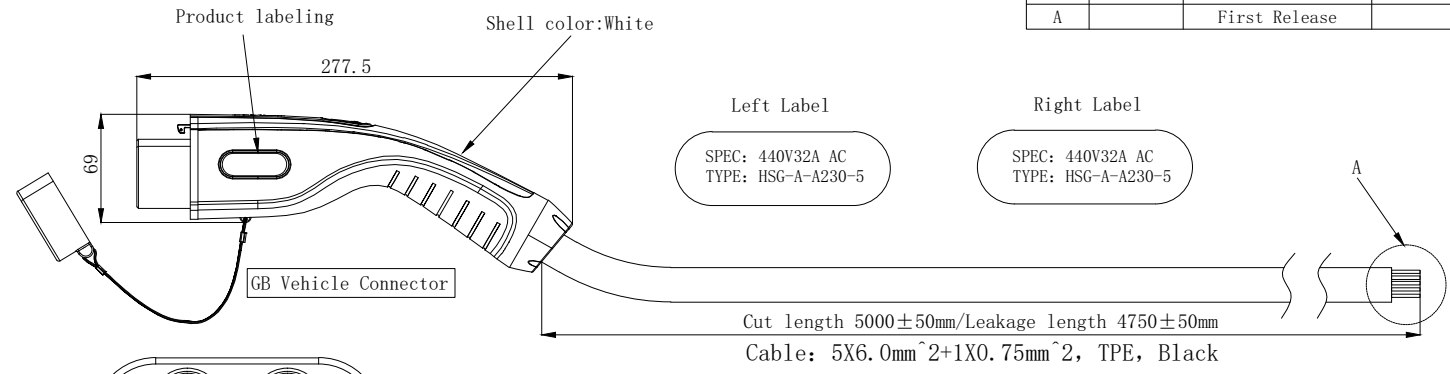
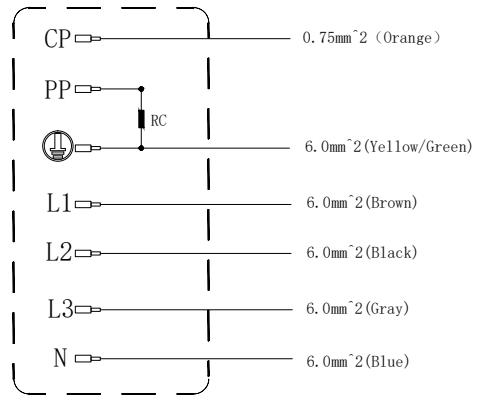


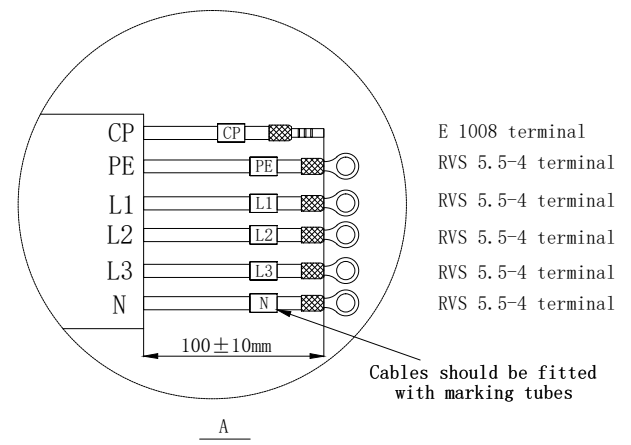
ECN					
REV	MARK	Reasons for change	Change content	Name	Date
A		First Release		W. Z	2024.08.06



Vehicle Connector wiring diagram



Vehicle Connector Tail wiring diagram



Technical Requirement:

- Product description: It meets the design and test requirements of GB/T20234.1/2-2015;
- Product performance: Voltage rating 440V  
Current rating 32A  
Dielectric Withstanding Voltage >2500V
- Appearance of the product: No oil stain, burr or other defects affecting the function of the product are found on the surface of the product.
- Resistance: RC, 220 Ω; R4, 3300 Ω;
- Control dimension: The dimension marked is the key dimension, which needs to be controlled.
- Environmental protection requirements: products meet RoHs requirements;



Approval	Check	Design		-Unnoted tolerance-		SPVOLT EV CHARGING CABLE CO.LTD	
				Unit: mm	X ±0.30		Name: GB Vehicle Connector
				Sheet: A4	X.X ±0.20		
				Scale:	X.XX ±0.10		Part number:
				Page:	Angle ±1°		Draw number: YT1-M01-049
		Material:	Weight:				