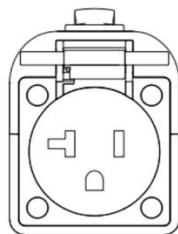
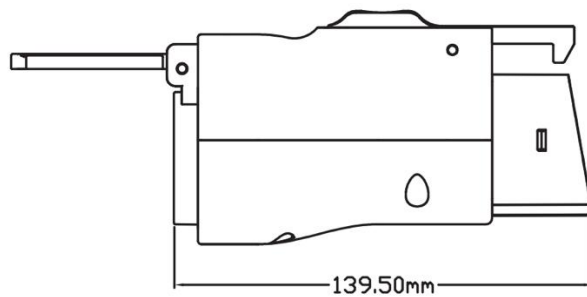




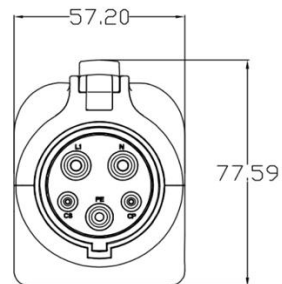
PRODUCT NAME:
TYPE 1 V2L ADAPTER

APPLICATION:

TYPE 1 V2L Adapter will allow you to power any appliances, chargers or devices as long as they use 16A and less. Whether you're on a road trip, camping or enjoying some fresh air, the V2L adapter will allow you to power a small oven, a kettle, a coffee machine, a laptop, a lamp, a speaker and more. You can even charge another vehicle with this adapter as long as a mobile charger with an US plug is available.



① Multifunctional socket



② J1772 Gun End

SPECIFICATIONS:

- Current: Max. 16A
- Operating voltage: 110~250V AC
- Insulation resistance: >1,000mΩ
- Contact resistance: <5mΩ

- Flame retardant grade: UL94-V0
- Operating temperature: -30°C ~ 50°C
- Pins: Copper alloy, silver plated
- Service life: >10,000 times
- Housing material: Plastic (PC + ABS)
- Storage temperature: -40°C ~ +85°C
- Special feature: Safety lock
- Protection grade: IP54
Protection from dirt, dust, oil, and other non-corrosive material. Complete protection from contact with enclosed equipment. Protection from water, up to water projected by a nozzle against enclosure from any direction.

TRAVEL STORAGE BAG:

- Travel storage bag: Easy-carry.



- Packing dimensions (L*W*H): 7.5*3.5*3.5inch, weight: 0.3kg.
- The US version V2L Adapter storage box has a fleece pouch inside for dust protection and environmental protection.

COMPATIBILITY:

Type 1 V2L (Vehicle-to-Load) compatible vehicle, such as the Hyundai Ioniq 5, Hyundai Ioniq 6, KIA EV6, KIA NIRO EV, Genesis GV60, Genesis GV70, Genesis G80, among others, supports V2L and J1772 charging ports. To ensure the cable works, verify that your car supports Type 1 V2L, which allows your EV to serve as a power source for external devices.

HOW TO USE:

1. Insert your Type 1 V2L adapter into the vehicle's charge port. It is very important to plug in your adapter first.
2. Once the top LED charging lights in your charge port start blinking, you are ready to connect your accessory/device.
3. If the lights are blinking white, you are good to start powering your accessory/device.
4. How to stop charging: If you need to stop the charging/powering process, press the latch on the V2L adapter and the unlock button on your car's remote.



Type 1 V2L



Type 1 Vehicle Inlet

IMPORTANT:

- **If Type 1 V2L adapter is not working:**
The accessory or device you're plugging in needs to have a current draw of less than 20A. If the accessory or device consumes more than 20A, it will not work.
- **How to check:**
All accessories or devices usually have inscriptions or stickers mentioning their specs and power capacities. Otherwise, you could look online for the specifications of the accessory or device you're trying to use.

TROUBLESHOOTING:

- **Case 1:**
I was charging and the charging process suddenly stopped.
(Our adapter is equipped with thermal safety features.)
Solution 1: Unplug the adapter. Let the adapter cool down for 5 to 15 minutes and start charging again.
Solution 2: Make sure it's not an issue with the accessory/device, Switch accessory/device.
- **Case 2:**
I dropped my adapter in water puddle.
Solution:
Even if it's safe to use in such conditions, we recommend drying as much water as possible from the adapter before using again. If you don't feel safe using it, contact us, we'll sort you out.
- **Case 3:**
I dropped my adapter on the ground.
Solution:
Our adapter can withstand some amount shocks but every situation is different. Make sure they are no loose parts or sound coming out of the adapter when shaking it. If you don't feel safe using it, contact us, we'll sort you out.

CAUTIONS:

- It's not a toy, keep away from your children.
- Clean only with dry cloth.
- Avoid dismantling, dropping or heavy impact.

STORAGE AND MAINTENANCE:

- Store the adapter in a cool, dry place.
- Regularly inspect the adapter for any signs of wear or damage.
- Clean the adapter with a dry cloth; do not use water or solvents.

WARRANTY:

- This product includes a 1-year warranty.
- In case of misuse, mishandling, negligence, vehicle accidents or modifications, the warranty will be voided. Our warranty only covers manufacturing defects.